



MUDGE TOUCH ASSOCIATION

SENIOR COMPETITION

'HOW TO REGISTER AS A PLAYER'

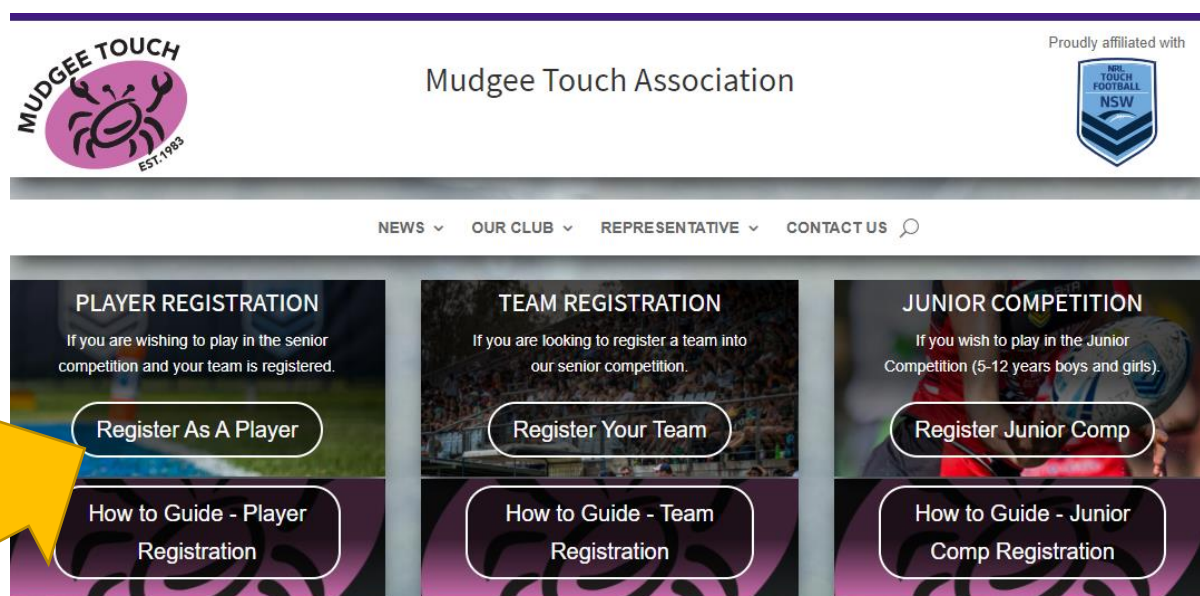
THIS IS HOW TO REGISTER AS A PLAYER IN THE MEN, WOMEN OR MIXED COMPETITIONS

All players who received an email from their team contact with a direct link to register into their team, please click on the link, then proceed from Step 6 in this guide.

For all other players, please follow from Step 1.

PLEASE NOTE: All players, including junior players, must have a profile to be able to register for this season. Players can have their own NRL Account profile or parents can add children to their NRL Account as an additional participant by pressing **ADD A NEW PARTICIPANT** in their profile.

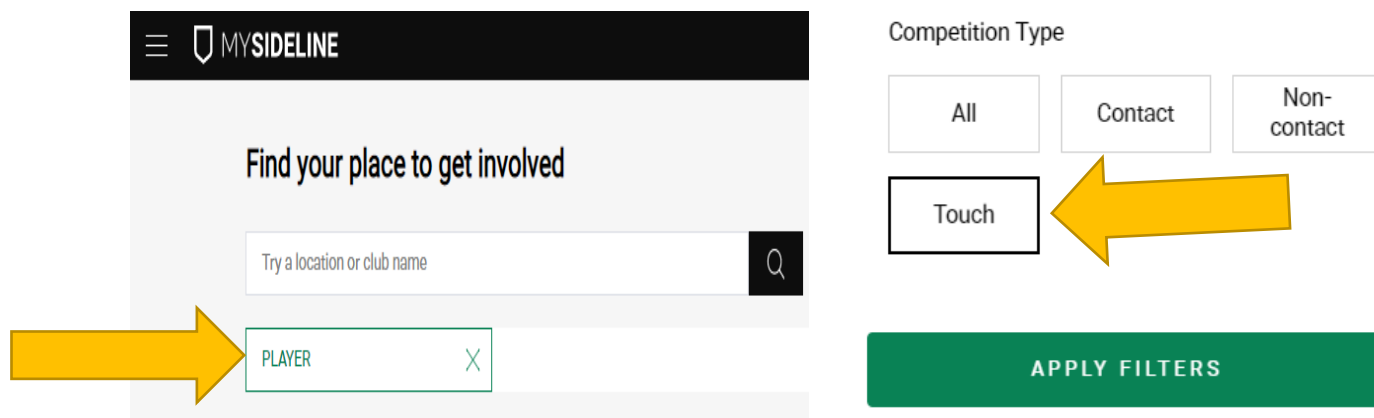
1. Go to mudgee.nswtouch.com.au
2. Click on **REGISTER AS A PLAYER** under the Player Registration tab.



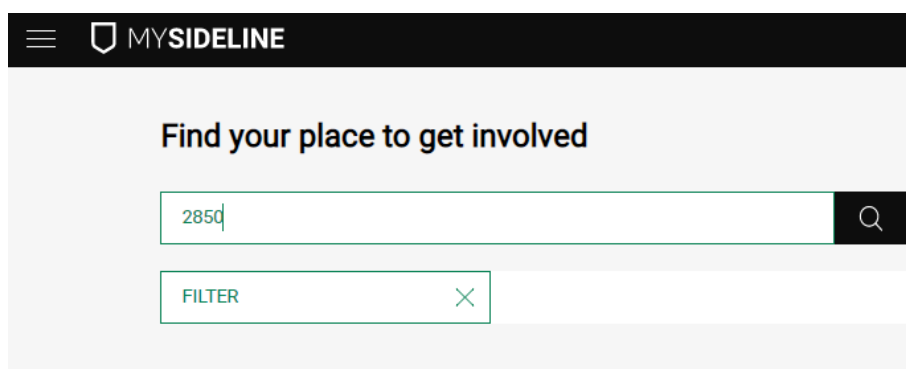
3. Select **PLAYER**.

Continued on the next page...

4. Click on **PLAYER**, then progress to the bottom of the page to **COMPETITION TYPE** and choose **TOUCH** then click **APPLY FILTERS** – this will filter out all non-touch football teams.



5. Enter **2850** OR **your team's name (spelt correctly)** in the search box and click on the search icon.



6. Find and click on your team's name for the relevant competition (Men, Women, Mixed). Then select **REGISTER**.

7. Select your profile you wish to add as a team member and check all information is correct. The type of registration should be **PLAYER (Touch)**. Then click on **NEXT**.

8. Answer additional questions, then click **NEXT**.

NB: If you are wishing to play in two senior teams this season, please follow the instructions on the next page under "To register for a second team" heading before proceeding to steps 9, 10, 11.

If you are only registering for one team, please continue to step 10.

9. Click the \$22 Touch Football Australia acknowledgement box - you will only need to pay this the first time when registering for a team.

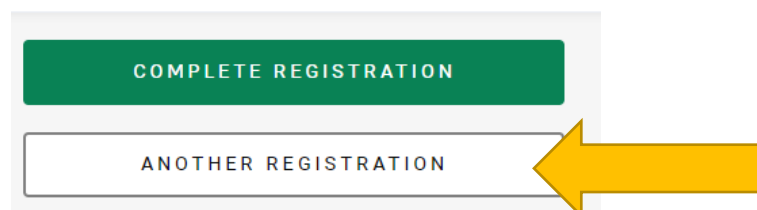
10. On the Registration Summary section, all players (under 18) wishing to use an Active Kids Voucher must click **ADD ACTIVE KIDS VOUCHER**, then follow the instructions. **Please note – the Active Kids Voucher is valid for ONE COMPETITION ONLY eg: Men's... You can't use it to register for two competitions.**

11. Tick the conditions box under Payment Summary section, and select **CREDIT CARD** to make your payment.

12. Enter your credit card details and billing address, then select **PAY**.

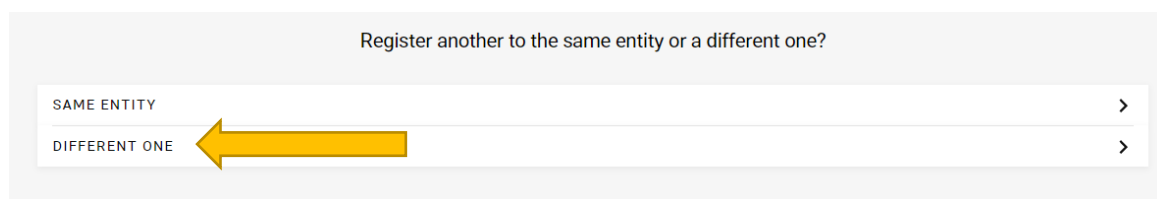
To register for a second team

A) After you have answered the additional questions, you will be asked to complete registration or another registration. See image below.



Click on **ANOTHER REGISTRATION**.

B) You'll be taken to another screen and click on **DIFFERENT ONE**.



C) Follow **STEPS 4, 5, 6, 7, 8**.

D) It will show you a summary of which teams and competitions you wish to enter in. Click **COMPLETE REGISTRATION**.

IMPORTANT NOTICE: If you are planning on using your Active Kids Voucher, please note the voucher is valid to be used for **one competition only ie: Men's** not two competitions ie: Men's and Mixed. If you try to use your voucher to pay for two competitions it will come up with an error and you will not be able to proceed.

E) The **REGISTRATION SUMMARY** will come up. **Please now follow Steps 10, 11, 12 to complete your registration.**

*All questions about our player registrations for the senior competitions can be sent to mudgetouch@outlook.com or **contact us** through our club website.*